# Recorder Ensemble

## *Without Tears*

**SSAT Recorder Ensemble**

John Heyworth

*Fun four part pieces for descant, treble and tenor recorders*

ISBN: 0 9587048 0 5

**e-book edition**

Rossendale Press  Perth Western Australia

# Recorder Ensemble

S S AT

John Heyworth

## *Without Tears*

Contents


1. ..... .....Gift of the Gab
2. ..... .....Ring The Bells
3. ..... .....Banana Splits
4. ..... .....Afternoon
5. ..... .....Morning
6. ..... .....Lament
7. ..... .....Air
8. ..... .....Jam Session
9. ..... .....When the Saints
10..... .....Mumble Jumble
11..... .....Portsmouth
12..... .....Dance of the Spectres
13..... .....Silent Echo
14..... .....Old Smelly Shoe Blues
15..... .....Staarzan
16..... .....Reentry
17..... .....Quasar Waltz
18..... .....Blues for Summer Green
19..... .....Ghost Train
20..... .....Good King Wenceslas
21..... .....Ding Dong Merrily on High
22..... .....Merry Christmas
23..... .....Silent Night

# Recorder Ensemble

S S AT

John Heyworth

*Without Tears*

LEGEND

| | | |
|---|---|---|
| S | Soprano | Sopraninos and/or 1st descants |
| S | Soprano | Descants and/or 2nd descants |
| A | Alto | Alto or Treble recorders |
| T | Tenor | Tenor and/or bass recorders |

**Legend Notes**

The average cost of a bass recorder is beyond most schools budgets to own one. Therefore the bass harmony is taken by the tenors. This part can be shared by the tenors and basses for those lucky enough to have both.

The top part is written so that if the sopraninos are used, the difficulty of the part is almost halved. The sopranino recorder is like the treble and bass recorder and has F recorder fingering. Sopraninos are nearly as cheap as descants to buy, but if they are not used, slightly more advanced descant players can handle this part.

All the pieces are satisfying to play and should give you much pleasure. Feel free to add any percussion parts. However should you use any other tunes instruments with or instead of recorders, keep in mind that the alto/tenor parts sound one octave lower than written. Therefore you may need to adjust pitch for other instruments either by rising the top two parts an octave, or by lowering the bottom two parts an octave.

Use of the guitar is optional guitar chord charts are supplied merely as a guide. There are many different ways to play chords and the players should feel free to use any configuration he or she is more accustomed to.

More importantly, Have fun.

# Recorder Ensemble

S S AT

John Heyworth

## *Without Tears*

**Performance Notes**

**Gift of the Gab, Ring Them Bells and Banana Splits** are simple little pieces to help start 4 part reading. Commencing in unison, they slowly introduce differing harmonies, rhythms and part entries.

**Afternoon** is a round that will help reinforce the independent playing of parts by all your students. All the parts have the same notes so that the whole ensemble can be taught at once. When your students have gained enough confidence to play together, start playing Afternoon as a round.

**Laments and Air** are great 'tuning-in' pieces. With lament, start with just the tenors playing, and on each repeat introduce the next part up. When all parts are playing together then proceed as normal.

With Air, start with the top part and work down. I can't over emphasise the importance of Lament as this piece sounds great without too much effort and your players will gain much satisfaction and enjoyment. At the same time they'll be encouraged to listen in and fit in or tune-in with the others around them.

**Jam session** is a fun piece with little short solos for each part. The RIFF is played by everyone and then each section has a little solo to play. In between each solo all play the RIFF together. Finally everyone plays their solos at once before they proceed to the ending.

**Dance of the Spectres, Quasar waltz and Mumble Jumble** are similar pieces to jam session, except that the solos may be arranged differently for example, RIFF : three solos: RIFF: three solos RIFF and so on. Please rearrange any of these pieces to suit your needs.

**Portsmouth** is extremely effective if you just have one instrument playing a solo as an introduction. The whole ensemble will then play the piece before repeating with a TRIO. Have the whole ensemble then finish it off. Simple percussion like tambour or a hand drum would add flavour to this piece.

**Old Smelly Shoe Blues** can also be treated as a chorus or RIFF. Each individual part could have an opportunity to play a solo with or without melodic or rhythmic variation. Players may wish to improvise or compose their own solos over the 12 bar set. Improvisation or composition can be encouraged with any pieces that lend themselves solo playing.

**Silent Echo** should be played smoothly and haltingly.

**Re-entry** should be played with lots of crescendos and decrescendos rather like the waves of the ocean. Re-entry is referring to surfing rather than spaceships.

**Blues for Summer Green** should have a relaxed and Pastoral feeling to it. Contrast page 3 by being very bright and happy before coming reminiscent rather than sentimental by the 4th page.

The **Carols** are for Christmas. Arranging them like Portsmouth is a good way to prepare an item for a concert or assembly.

*I have had a lot of fun with these pieces over the years. I have no hesitation in saying that my students have as well. I can only hope that they bring you as much pleasure and satisfaction as they have us, and if you have any tears, I hope they are only momentary ones.*

# Gift of the Gab

John Heyworth

**Slowly**

G

Soprano Recorder or Sopranino

Soprano Recorder

Alto Recorder

Tenor Recorder

*p*

5

D G D G

S. Rec.

S. Rec.

A. Rec.

T. Rec.

Copyright © John Heyworth1994


9
D
G
D
G
D
G
Fine
S. Rec.
S. Rec.
A. Rec.
T. Rec.

# Ring The Bells

John Heyworth

**Leisurely**

G

Soprano Recorder or Sopranino

Soprano Recorder

Alto Recorder

Tenor Recorder

*mp*

5

**Fine**

S. Rec.

S. Rec.

A. Rec.

T. Rec.

*mf*

Copyright © John Heyworth1994

# Banana Splits

**At a walking pace**

John Heyworth







Copyright © John Heyworth1994

# Afternoon

ROUND

All 4 parts are the same for ease of teaching. Play altogether, then as a 4 part round, finish altogether.

John Heyworth




Copyright © John Heyworth1994

# Morning

ROUND

TRAD. Arr. John Heyworth







Copyright © John Heyworth1994

# Lament

John Heyworth




Copyright © John Heyworth1994










*Performance notes: For school ensembles, repeat first 6 bars 4 times and start with tenors only, bring in altos, descants and sopraninos on each repeat before continuing the rest of the piece as a whole ensemble.*

# Air

Start with the top line solo and bring in each part on each repeat before proceeding




Copyright © John Heyworth 2009


C
G
Am
G6
13
S. Rec.
cresc.
S. Rec.
cresc.
A. Rec.
cresc.
T. Rec.
cresc.
C
G
C
G
C
G
C
17
D.C. al Fine
S. Rec.
f
S. Rec.
f
A. Rec.
f
T. Rec.
f
C
G
21
Fine
S. Rec.
S. Rec.
A. Rec.
T. Rec.

# Jam Session




Copyright © John Heyworth1994

# When the Saints go Marching in

**At a marching pace**

TRAD arr. John Heyworth

G

Soprano Recorder or Sopranino

Oh when the saints, oh when the saints, Go march ing in, go marching

Soprano Recorder

Oh when the saints, oh when the saints, go march ing in, go marching

Alto Recorder

Oh when the saints, Go march ing in,

Tenor Recorder

Oh when the saints, Go march ing in,

5

$D^7$

S. Rec.

in, Oh when the saints go march - ing in, go march-ing

S. Rec.

in, Oh when the saints go march - ing in, go march-ing

A. Rec.

Oh when the saints go march - ing in.

T. Rec.

Oh when the saints go march - ing in.

Copyright © John Heyworth1994

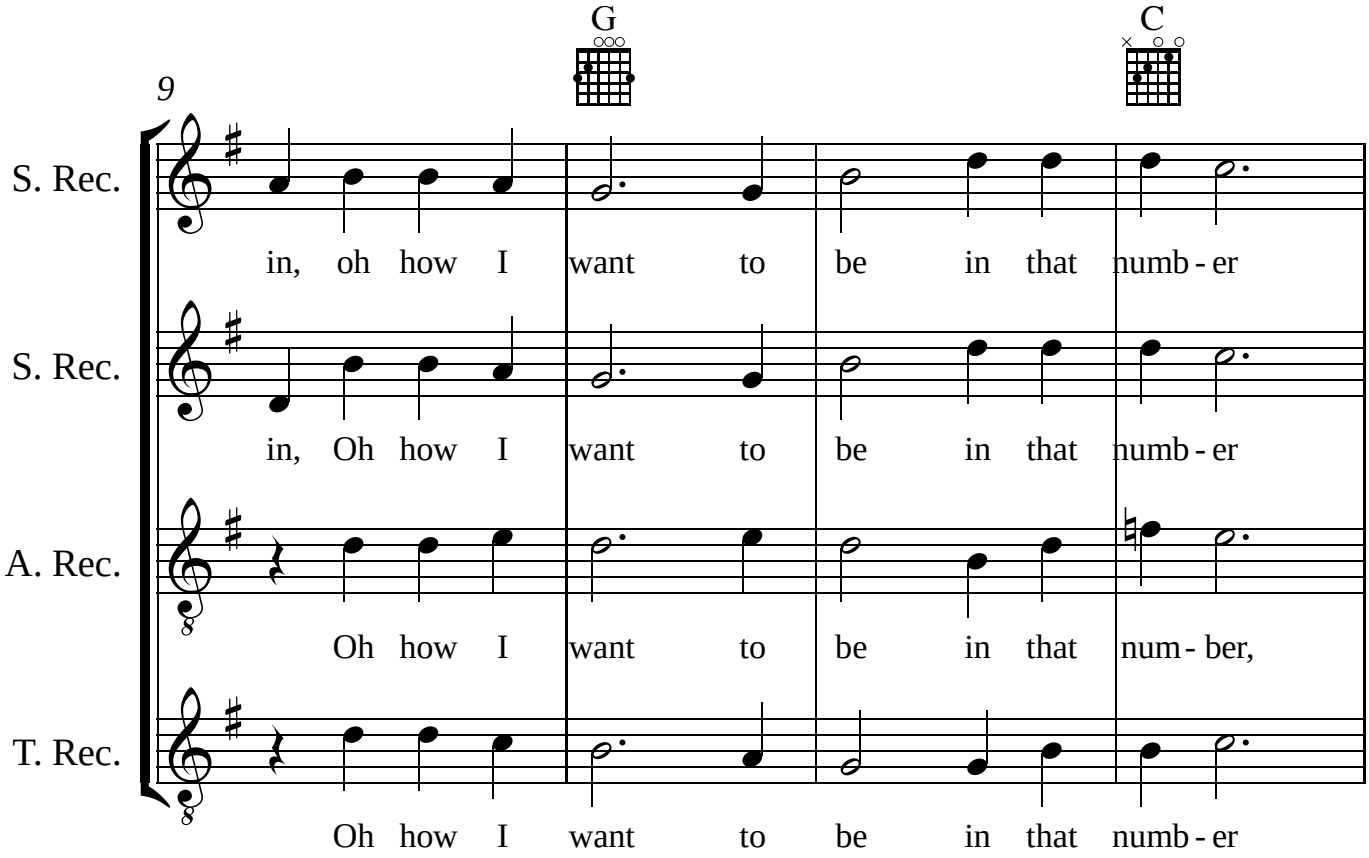
9
G
C
S. Rec.
in, oh how I want to be in that numb - er
S. Rec.
in, Oh how I want to be in that numb - er
A. Rec.
Oh how I want to be in that num - ber,
T. Rec.
Oh how I want to be in that numb - er


13
G
D7
G
Fine
S. Rec.
when the saints go march - ing in.
S. Rec.
When the saints go march - ing in.
A. Rec.
When the saints go march - ing in.
T. Rec.
When the siants go march - ing in.

# Mumble Jumble

John Heyworth




Order of Solos:(Riff between Solos): Tenor, Descant,
Alto, Sopranino, All together, then go to ending




Copyright © John Heyworth1994

ENDING


9
Sop. Rec.
S. Rec.
A. Rec.
T. Rec.
f


13
C
Gsus4
C
Gsus4
C
gliss.
Fine
Sop. Rec.
S. Rec.
A. Rec.
T. Rec.

# Portsmouth

4 repeats e.g. Solo Soprano: All : SAT Trio : All

arr. John Heyworth




Copyright © JNHeyworth 2009

# Dance Of The Spectres

John Heyworth

**Allegretto** ♩ = 130

RIFF

Dm C B♭ A7 Dm C B♭ A7 Dm

Sopranino Recorder

Soprano Recorder

Alto Recorder

Tenor Recorder

SOLOS

Order of Solos:(Riff between Solos): Tenor, Descant, Alto, Sopranino, All together, then go to ending

5 Dm C B♭ A7 Dm C B♭ A7 Dm

Sop. Rec.

S. Rec.

A. Rec.

T. Rec.

Copyright © John Heyworth1994




Play as many different notes or sounds or trills
ect aiming to get to the very last note.



# Silent Echo

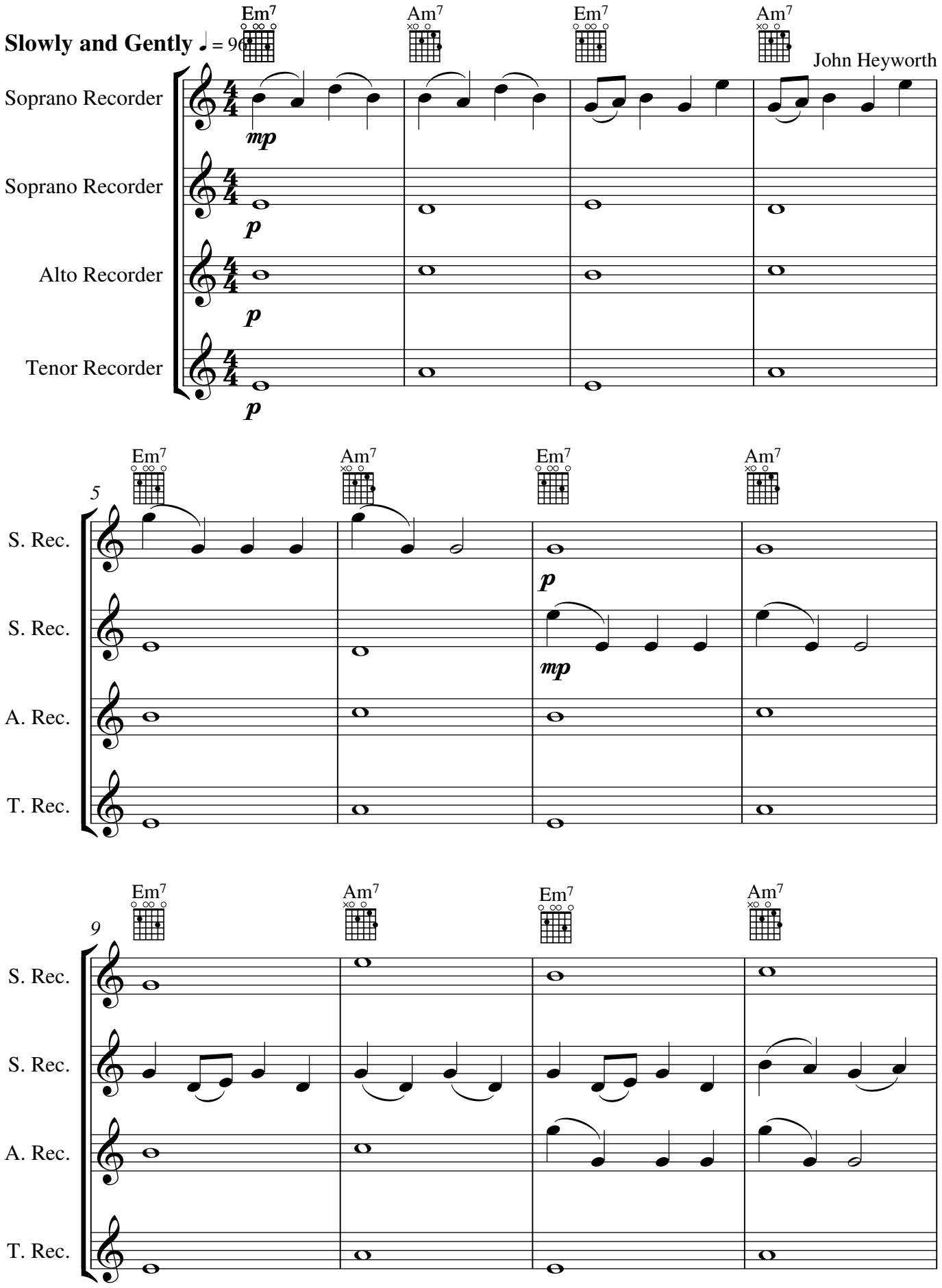


Copyright © John Heyworth 2009


Em7
G9add6
Em7
G9add6
13
S. Rec.
S. Rec.
p
A. Rec.
mp
T. Rec.


Em7
G9add6
Em7
G9add6
17
S. Rec.
S. Rec.
A. Rec.
p
T. Rec.
mp


Em7
Am7
Em7
Am7
C
G/B
Am7
Am7/G
21
S. Rec.
mp
S. Rec.
mp
A. Rec.
mp
T. Rec.
mp


Em7
Cmaj7add9
Cmaj7add9
Em7
Fine
25
S. Rec.
S. Rec.
A. Rec.
T. Rec.
cresc.
cresc.
cresc.
cresc.

# Old Smelly Shoe Blues

**Blues Swing**

♩ = 120

**Fine**

John Heyworth

Soprano Recorder

*mf* ad lib

Soprano Recorder

*mf* ad lib

Alto Recorder

*mf* ad lib

Tenor Recorder

*mf* ad lib

5

S. Rec.

S. Rec.

A. Rec.

T. Rec.

9

Play as whole group and repeat with solos parts inbetween whole group

S. Rec.

S. Rec.

A. Rec.

T. Rec.

Copyright© John Heyworth 2009

# Staarzan

John Heyworth

**Swinging through the stars**




Copyright © John Heyworth 1994


13
S. Rec.
S. Rec.
A. Rec.
T. Rec.


17
S. Rec.
S. Rec.
A. Rec.
T. Rec.


21
S. Rec.
cresc.
S. Rec.
cresc.
A. Rec.
cresc.
T. Rec.
cresc.


25
S. Rec.
S. Rec.
A. Rec.
T. Rec.
dim.
dim.
dim.
dim.


29
S. Rec.
S. Rec.
A. Rec.
T. Rec.
mp
mp
mp
mp


33
S. Rec.
S. Rec.
A. Rec.
T. Rec.
mf
mf
mf
mf


37
S. Rec.
S. Rec.
A. Rec.
T. Rec.


41
S. Rec.
S. Rec.
A. Rec.
T. Rec.


45
Fine
S. Rec.
S. Rec.
A. Rec.
T. Rec.
f
f
f
f

# REENTRY

**With a steady ground swell** ♩ = 120

John Heyworth




Copyright © John Heyworth 1994


13
G
Am7
Am7
S. Rec.
mf
S. Rec.
mf
melody
A. Rec.
mf
T. Rec.
mf
17
G
Am7
Am7
S. Rec.
f
S. Rec.
f
A. Rec.
f
T. Rec.
f
21
G
Fine
S. Rec.
S. Rec.
A. Rec.
T. Rec.

# Quasar Waltz

John Heyworth

**Moderato** ♩ = 120

RIFF

Bm | Gma7 | Em | F♯

Sopranino Recorder

Soprano Recorder

Alto Recorder

Tenor Recorder

*mp*

5

Bm | Gma7 | F♯ | Bm

Sop. Rec.

S. Rec.

A. Rec.

T. Rec.

Order of Solos:(Riff between Solos): Tenor, Descant, Alto, Sopranino, All together, then go to ending

9

SOLOS

Bm | Gma7 | Em | F♯

*mf*

*cresc.*

Copyright © John Heyworth1994


13
Bm
Gma7
F♯
Bm
tr
Sop. Rec.
S. Rec.
A. Rec.
T. Rec.
f


ENDING
17
Bm
Gma7
Em
F♯
Sop. Rec.
S. Rec.
A. Rec.
T. Rec.
mf


21
Bm
Gma7
F♯
Bm
Fine
Sop. Rec.
S. Rec.
A. Rec.
T. Rec.

# Blues For Summer Green

John Heyworth

**Moderate** ♩ = 100

C G C F G

Sopranino or Soprano Recorder

Soprano Recorder

Alto Recorder

Tenor Recorder

*mp* *mp* *f* *mp*

5

C C G Am Am/G F G C

S. Rec.

S. Rec.

A. Rec.

T. Rec.

9

C Dm

S. Rec.

S. Rec.

A. Rec.

T. Rec.

*f* *mf* *mf* *mf*

Copyright © John Heyworth 1994


13
C
8ve lower for descants
Fmaj7
G6
C/G
G
S. Rec.
S. Rec.
A. Rec.
T. Rec.


17
C
Dm7
C/E
Gsus4
G
C
Dm7
C/E
Gsus4
G
S. Rec.
S. Rec.
A. Rec.
T. Rec.
f
21
Am
Em
Fmaj7
G6
mp
S. Rec.
S. Rec.
A. Rec.
T. Rec.


C G Am Am/G F G C
25
S. Rec.
S. Rec.
A. Rec.
T. Rec.
C G C F G
29
Sopranino or
S. Rec.
mp
S. Rec.
mp
A. Rec.
f
T. Rec.
mp
C C G Am Am/G F G C
33
S. Rec.
S. Rec.
A. Rec.
T. Rec.


37
C
Dm
S. Rec.
S. Rec.
A. Rec.
T. Rec.
f
mf
mf
mf
41
C
8ve lower for descants
Fmaj7
G6
C/G
G
S. Rec.
S. Rec.
A. Rec.
T. Rec.
45
C
Dm7
C/E
Gsus4
G
C
Dm7
C/E
Gsus4
G
S. Rec.
S. Rec.
A. Rec.
T. Rec.
f


49
C
Dm7
C
F
Gsus4
G
C
Dm7
C
F
Gsus4
G
S. Rec.
ff
S. Rec.
ff
A. Rec.
ff
T. Rec.
53
C
Gsus4
C
S. Rec.
S. Rec.
A. Rec.
T. Rec.

# Ghost Train

**John Heyworth**

Slow and soft accelerate slowly




noises becoming louder




slowly becoming slower and softer.



# Good King Wenceslas




Performance suggestion: Solo Soprano:Whole Ensemble:Trio:Whole Ensemble

Copyright©John Heyworth 2009

# Ding Dong Merrily on High




Performance suggestion: Solo Soprano:Whole Ensemble:Trio:Whole Ensemble

Copyright John Heyworth 2009

# We Wish You a Merry Christmas

**Brightly**

TRAD. Arr. John Heyworth




Copyright © John Heyworth1994

# Silent Night




Performance suggestion: Solo Soprano:Whole Ensemble:Trio:Whole Ensemble

Copyright© John Heyworth 2009